


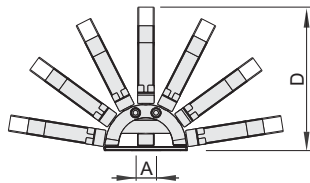
Type	Width [mm]	Height [mm]	Depth from wall [mm]	Connections spacing [mm]	Connections distance from the wall [mm]	Brackets spacing [mm]	Heating surface [m <sup>2</sup> ]	Weight [kg]	Capacity [dm <sup>3</sup> ]	Power ΔT=50K (75/65/20 °C) [W]	Power ΔT=46K (75/65/24 °C) [W]	Power ΔT=30K (55/45/20 °C) [W]	Electric heater maximum power [W]
	W	H	D	C	B	A							
PL006681886130081000	668	1886	350	50	92	70	1,26	22	6,8	494	446	263	-
BS005541780140081000	554	1780	291	50	92	70	1,26	20,7	6,8	494	446	263	-

**Lighting:**

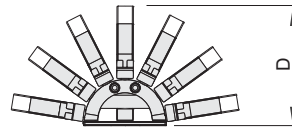
Power LED	Beam Angle	Voltage	Lifespan
3W	120°	230V	20000 h



Finishing and warranty:	Electrophoresis + polyester-epoxy lacquer; 5 year warranty;
Mounting brackets:	set for assembly on the wall; steel box brackets – the same colour as the radiator
Valve:	order separately
Heater:	–
Working pressure:	8 bars
Maximum temperature:	120 °C
Connections:	 inner threads G 1/2 air-vent plug G 1/8 screwed in the upper hole of the collector, included
Accessories:	order separately



**PALMA PL**



**BAMBUS BM**

